Goudsmit Magnetic Systems
Petunialaan 19
5582 HA Waalre
The Netherlands
Phone +31 (0)40 - 2213283

Customer Name:	Customer Name xxxxx
Customer Number:	Customer Number XXXXXX
Country:	The Netherlands
Language:	English

Project Name:	Control box EM1-3 EX
Project Number:	project Number xxxxx
Product Description:	SPA-E-CB-X2-PLC-HW-PT1K0
Product Number:	ESBP310002_G
Make:	BARTEC

Designer:	p.hellings	Supply Voltage:	110-230-400 VAC
Design Date:	14-8-2024	Nominal Power:	1.0 kW
Edit Date:	22-9-2025	Max Supply Current:	16 A
Revision Number:	Rev G	Control Voltage:	24V DC
Revision Status:		ATEX:	ATEX II 2D Ex tb IIIC T130°C Db

Number of pages 30

Project overview

PAGE NUMBERING	
1	Title page
2	Project Overview
3	Revision overview
4	Page overview
100	Mains supply
110	Power supplies
150	Main circuit
200	Control Circuit
300	-
400	PLC overview
500	PLC I/O
600	-
700	-
800	Cabinet Layout
900	Bill of material
920	Components list
940	Terminal Plan
990	Textplates

TERMINAL NUMBERING	
X0	Mains supply
X1	Main power
X2	Control Voltage 230VAC
X3	Control Voltage 24 VAC
X4	Control Voltage 24 VDC
X5	Analog Signals (Field)
X6	Digital Signals (Field)
X7	External Signals (Customer)
X8	EEX i
X9	-

100M1

- REFERENCE NUMBER
- PART CODE
- PAGE NUMBER

COLOR CODE INTERNAL WIRING		
Main voltage 400/230VAC	Phase	Black
	Neutral	Lightblue
	Earth	Yellow/Green
Control voltage 230VAC	Phase	Red
	Switch wire	Red
	Neutral	Red
Control voltage 24VAC	Phase (L)	Grey
	Switch wire	Grey
	Neutral (N)	Grey
Control voltage 24VDC	Phase (+)	Darkblue
	Switch wire	Darkblue
	Neutral (-)	Darkblue
Control voltage 12VDC	Phase (+)	White
	Switch wire	White
	Neutral (-)	White
Measurement		Purple
External signals (potential free contacts)		Orange
EEx i		Blue

Revision Overview

Revision Number	Revision Comment	Engineer	Last Revision Date
F	Schematic converted to ePlan. Cable tags added. Omron relays replaced by successor.	mv	14-08-2024
G	Adaptation of relay type 200T2, 220U1, 220U4 and 220U7 / adaptation of capacitor type 150C4.	p.hellings	22-09-2025

Table of contents

Column X: An automatically generated page was edited

Page	Page description	Revision	Date	Edited by	X
/1	Title Page	Rev G	22-9-2025	p.hellings	
/2	Project Overview	Rev G	22-9-2025	p.hellings	
/3	Revision Overview	Rev G	22-9-2025	p.hellings	
/4	Page Overview	Rev G	22-9-2025	p.hellings	
/100	Mains Power	Rev G	22-9-2025	p.hellings	
/110	Power Supplies	Rev G	22-9-2025	p.hellings	
/111	Power Supplies	Rev G	22-9-2025	p.hellings	
/150	Main Circuit	Rev G	22-9-2025	p.hellings	
/200	Control Circuit 24VDC	Rev G	22-9-2025	p.hellings	
/220	Control Circuit Temperature	Rev G	22-9-2025	p.hellings	
/230	Control Circuit Status	Rev G	22-9-2025	p.hellings	
/400	PLC overview	Rev G	22-9-2025	p.hellings	
/410	PLC CPU Power	Rev G	22-9-2025	p.hellings	
/412	PLC Digital Mix Power	Rev G	22-9-2025	p.hellings	
/413	PLC Digital Mix Power	Rev G	22-9-2025	p.hellings	
/501	PLC I/O Digital Inputs	Rev G	22-9-2025	p.hellings	
/502	PLC I/O Digital Outputs	Rev G	22-9-2025	p.hellings	
/503	PLC I/O Digital Inputs	Rev G	22-9-2025	p.hellings	
/504	PLC I/O Digital Outputs	Rev G	22-9-2025	p.hellings	
/800	Cabinet Layout	Rev G	22-9-2025	p.hellings	
/900	Bill of material	Rev G	22-9-2025	p.hellings	
/901	Bill of material	Rev G	22-9-2025	p.hellings	
/920	Components List	Rev G	22-9-2025	p.hellings	
/921	Components List	Rev G	22-9-2025	p.hellings	
/940	Terminal Plan	Rev G	22-9-2025	p.hellings	
/941	Terminal Plan	Rev G	22-9-2025	p.hellings	
/942	Terminal Plan	Rev G	22-9-2025	p.hellings	
/942.a	Terminal Plan	Rev G	22-9-2025	p.hellings	
/943	Terminal Plan	Rev G	22-9-2025	p.hellings	
/990	Textplates	Rev G	22-9-2025	p.hellings	

Main Power
110-230-400 VAC + PE / 50-60Hz
Fuse max. 16A

			Date	22-9-2025	Control box EM1-3 EX project Number xxxxx		Goudsmit Magnetic Systems	SPA-E-CB-X2-PLC-HW-PT1K0 ESBP310002_G	Mains Power	=
			Ed.	p.hellings						+
			Appr.							Page 100
Modification	Date	Name	Original		Replacement of	Replaced by				Page 5 / 30

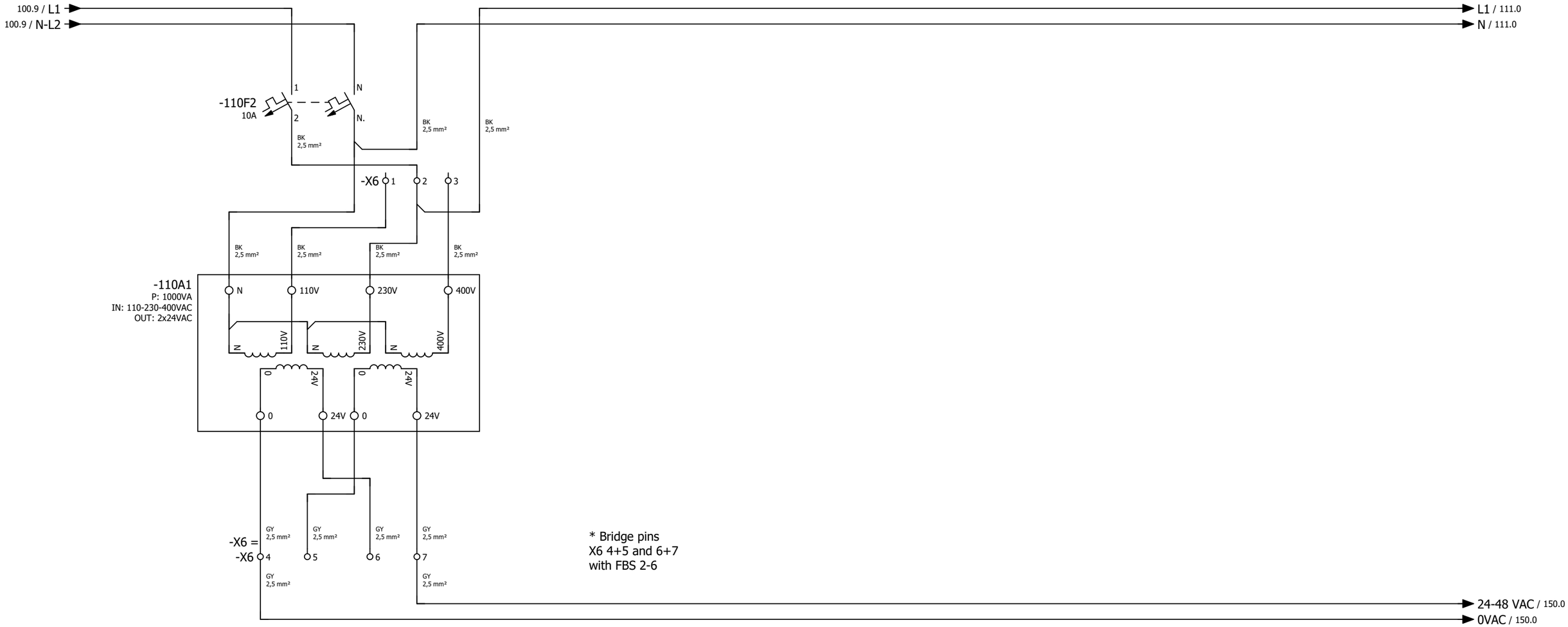

* Bridge pins
X6 4+5 and 6+7
with FBS 2-6

Power Supply 24V AC
Control Circuit

X6:1 FOR MAIN POWER SUPPLY 110V AC
X6:2 FOR MAIN POWER SUPPLY 230V AC
X6:3 FOR MAIN POWER SUPPLY 400V AC

			Date	22-9-2025	Control box EM1-3 EX project Number xxxxx		Goudsmit Magnetic Systems	SPA-E-CB-X2-PLC-HW-PT1K0 ESBP310002_G	Power Supplies	=
			Ed.	p.hellings						+
			Appr.							Page 110
Modification	Date	Name	Original		Replacement of	Replaced by				Page 6 / 30

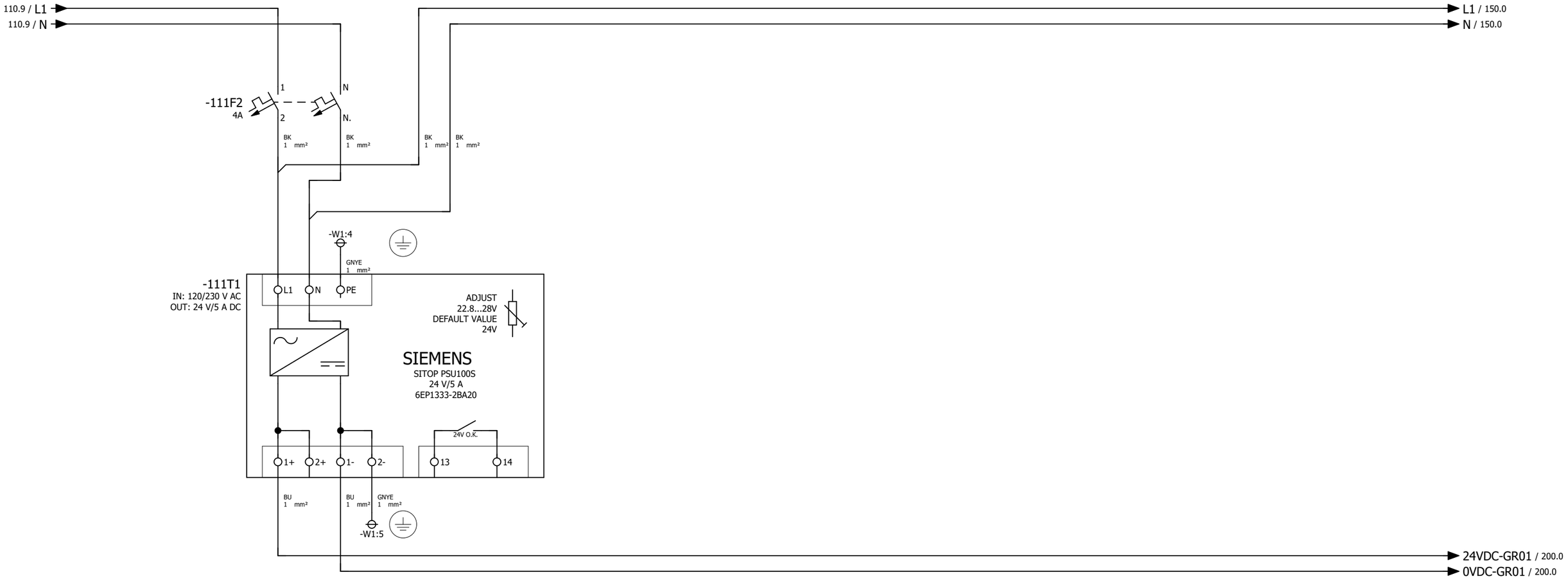

24V DC
Power Supply

110 150

			Date	22-9-2025	Control box EM1-3 EX project Number xxxxx		Goudsmit Magnetic Systems	SPA-E-CB-X2-PLC-HW-PT1K0 ESBP310002_G	Power Supplies	=
			Ed.	p.hellings			GOUDSMIT MAGNETICS			+
			Appr.							Page 111
Modification	Date	Name	Original		Replacement of	Replaced by				Page 7 / 30

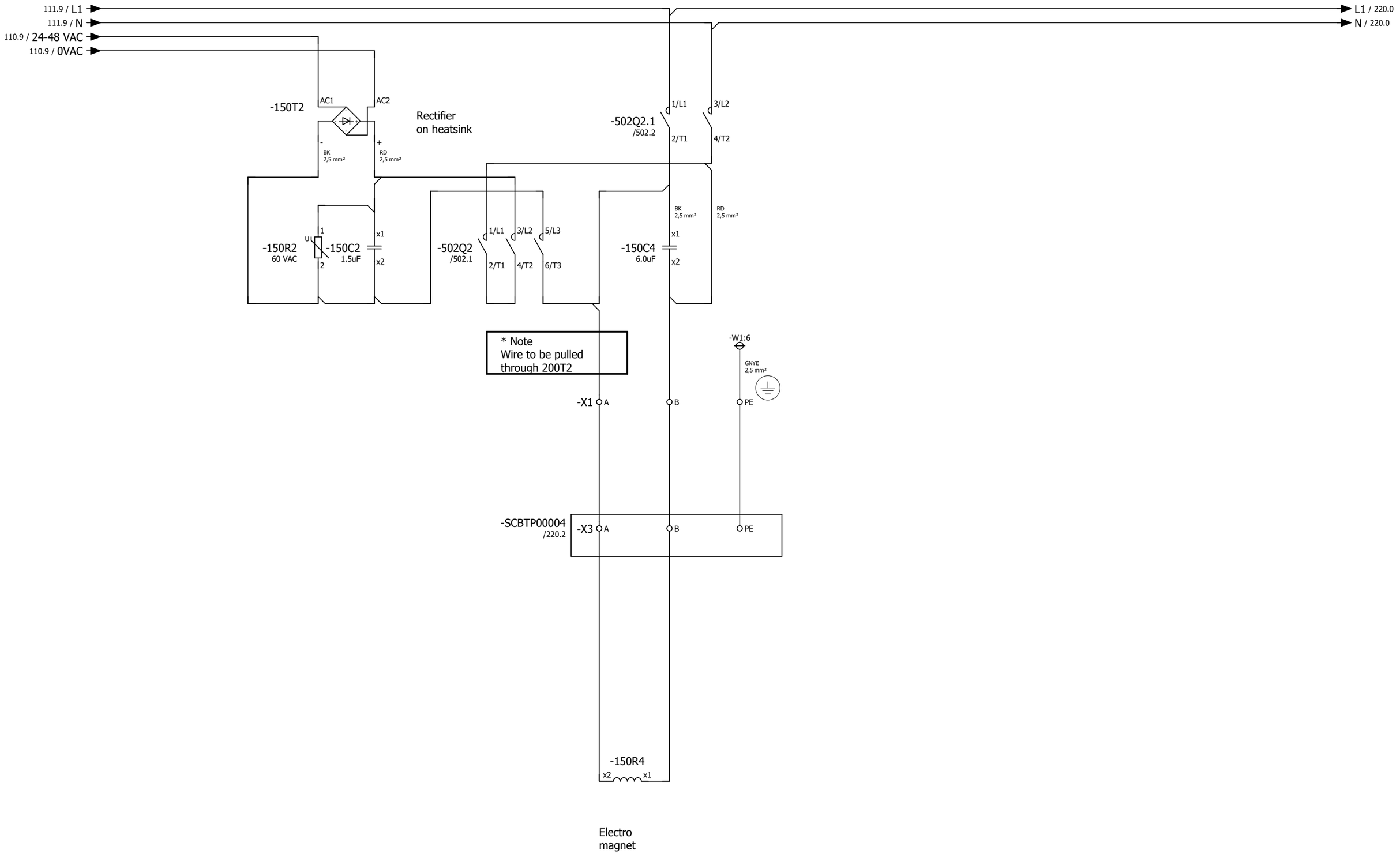

111

200

			Date	22-9-2025	Control box EM1-3 EX project Number xxxxx		Goudsmit Magnetic Systems	SPA-E-CB-X2-PLC-HW-PT1K0 ESBP310002_G	Main Circuit	=
			Ed.	p.hellings			GOUDSMIT MAGNETICS			+
			Appr.							Page 150
Modification	Date	Name	Original		Replacement of	Replaced by				Page 8 / 30

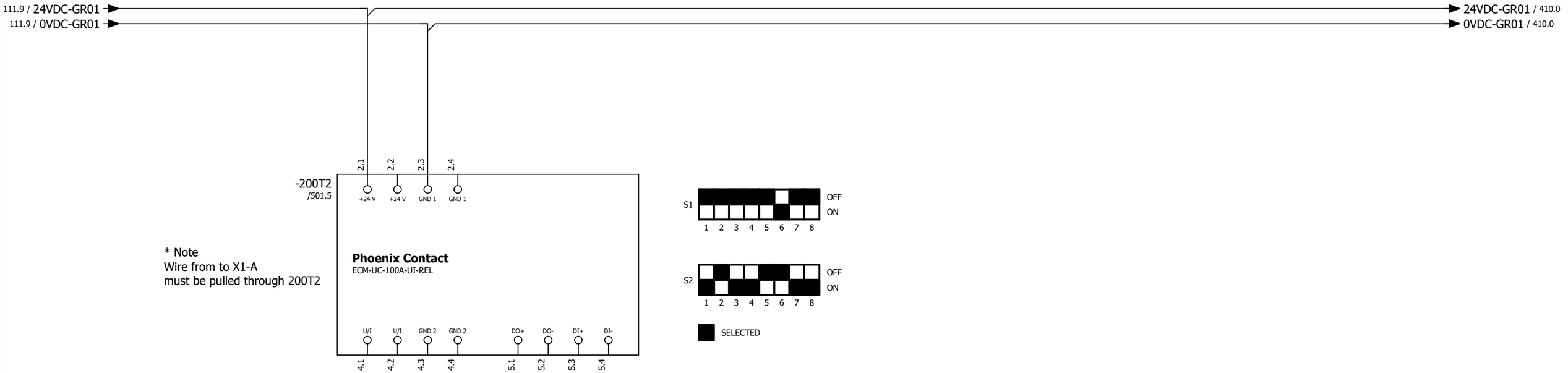

* Note
Wire from to X1-A
must be pulled through 200T2

Current
Relay

150

220

			Date	22-9-2025	Control box EM1-3 EX project Number xxxxx		Goudsmit Magnetic Systems	SPA-E-CB-X2-PLC-HW-PT1K0 ESBP310002_G	Control Circuit 24VDC	=
			Ed.	p.hellings						+
			Appr.							Page 200
Modification	Date	Name	Original		Replacement of	Replaced by				Page 9 / 30

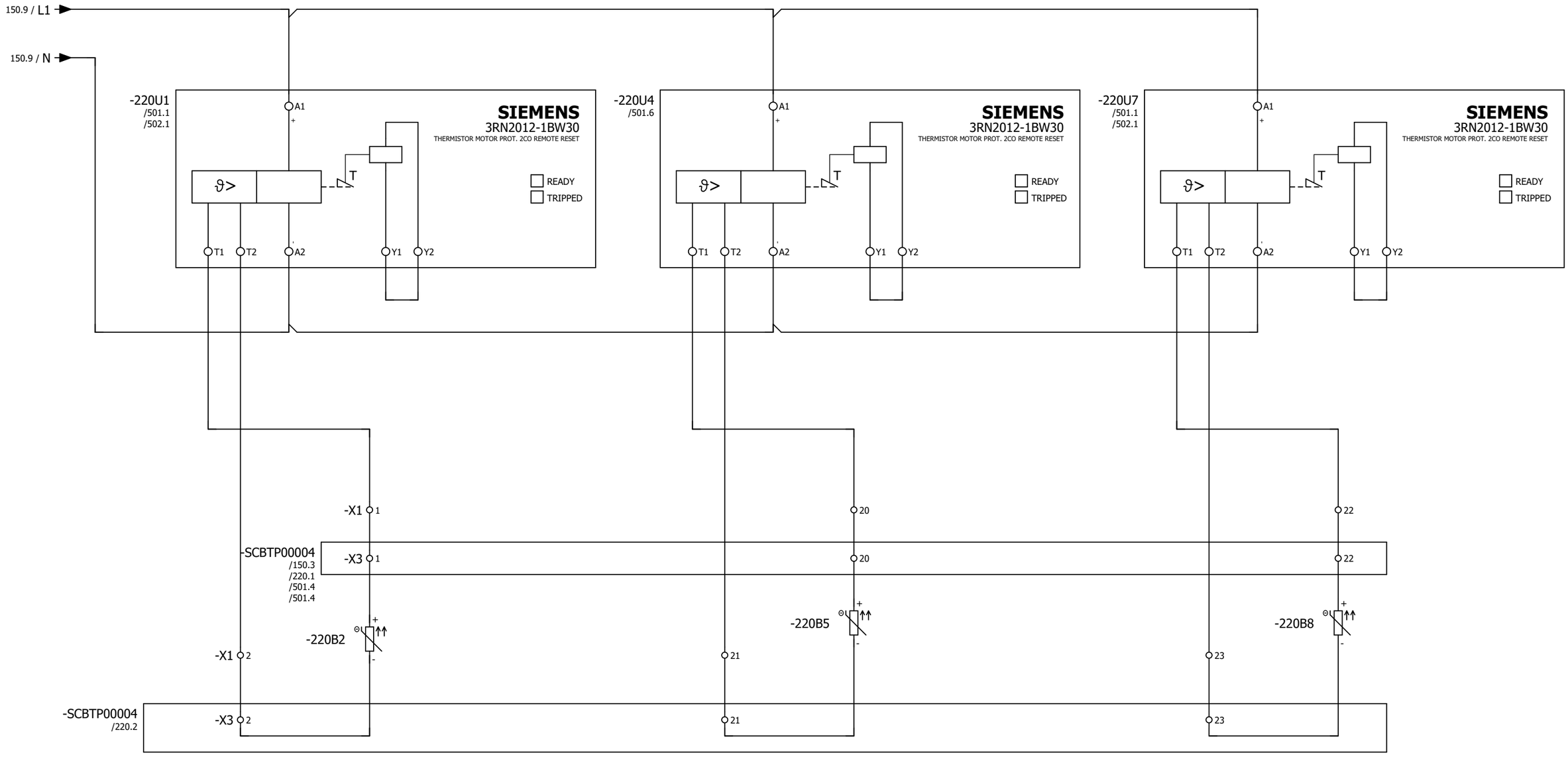

Temperature
Trip 1

Temperature
Alarm 1

Temperature
Trip 2

200

230

			Date	22-9-2025	Control box EM1-3 EX project Number xxxxx	Goudsmit Magnetic Systems	SPA-E-CB-X2-PLC-HW-PT1K0	Control Circuit Temperature	=
			Ed.	p.hellings		GOUDSMIT MAGNETICS	ESBP310002_G		+
			Appr.						Page 220
Modification	Date	Name	Original		Replacement of	Replaced by			Page 10 / 30

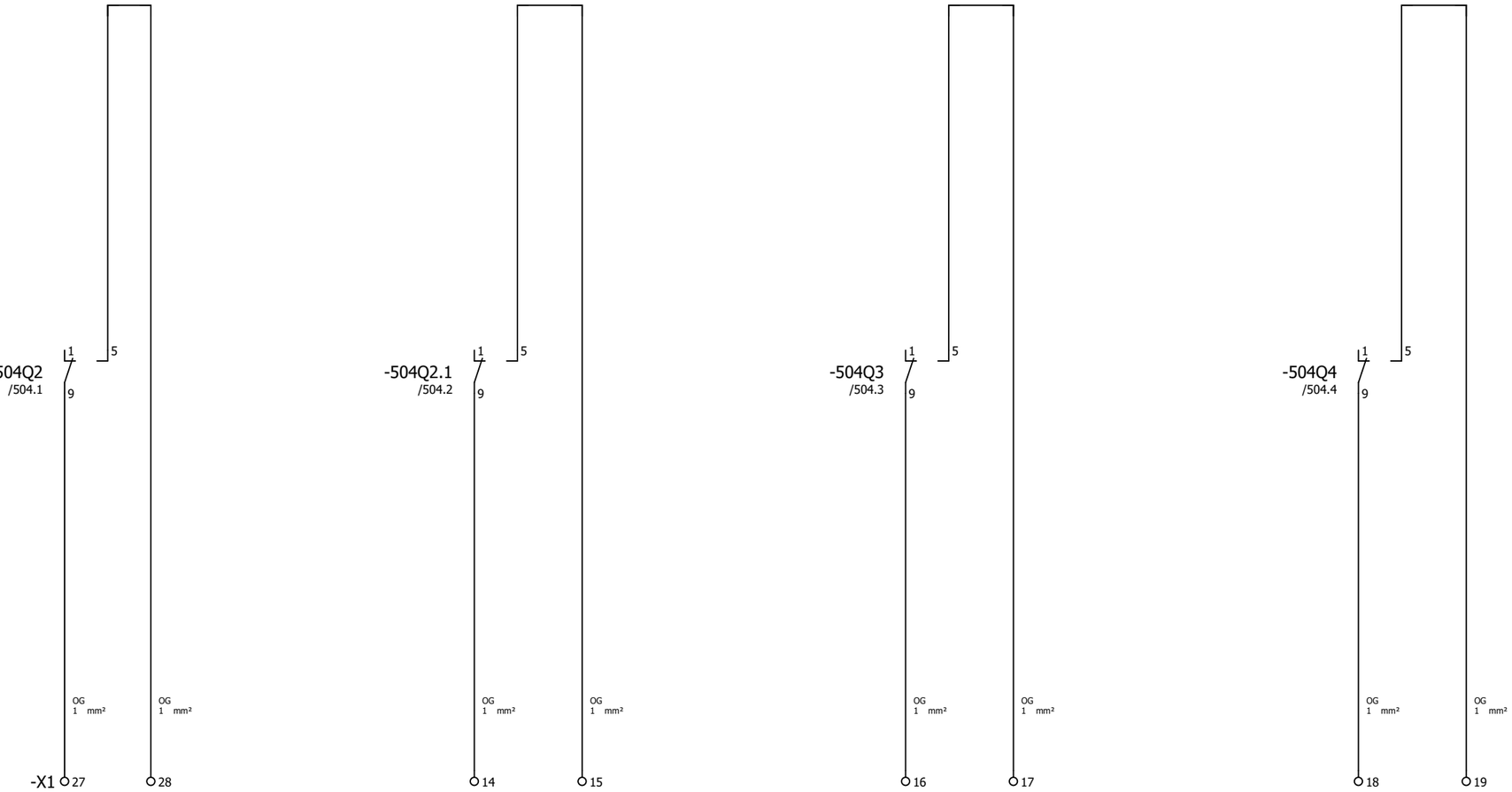

Product Channel Open
Product feed through

Magnet
On

Customizable
Alarm Output
1

Customizable
Alarm Output
2

220

400

			Date	22-9-2025	Control box EM1-3 EX project Number xxxxx		Goudsmit Magnetic Systems	SPA-E-CB-X2-PLC-HW-PT1K0 ESBP310002_G	Control Circuit Status	=
			Ed.	p.hellings						+
			Appr.							Page 230
Modification	Date	Name	Original		Replacement of	Replaced by				Page 11 / 30

-410A1 -412A1 -413A1

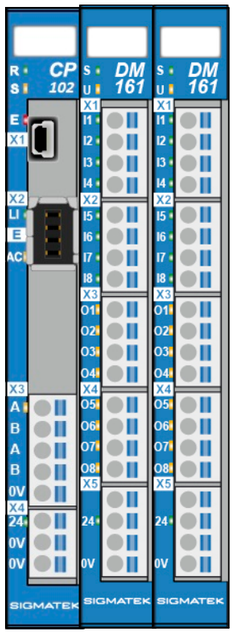

230 410

			Date	22-9-2025	Control box EM1-3 EX project Number xxxxx		Goudsmit Magnetic Systems	SPA-E-CB-X2-PLC-HW-PT1K0 ESBP310002_G	PLC overview	=
			Ed.	p.hellings						+
			Appr.							Page 400
Modification	Date	Name	Original		Replacement of	Replaced by				Page 12 / 30

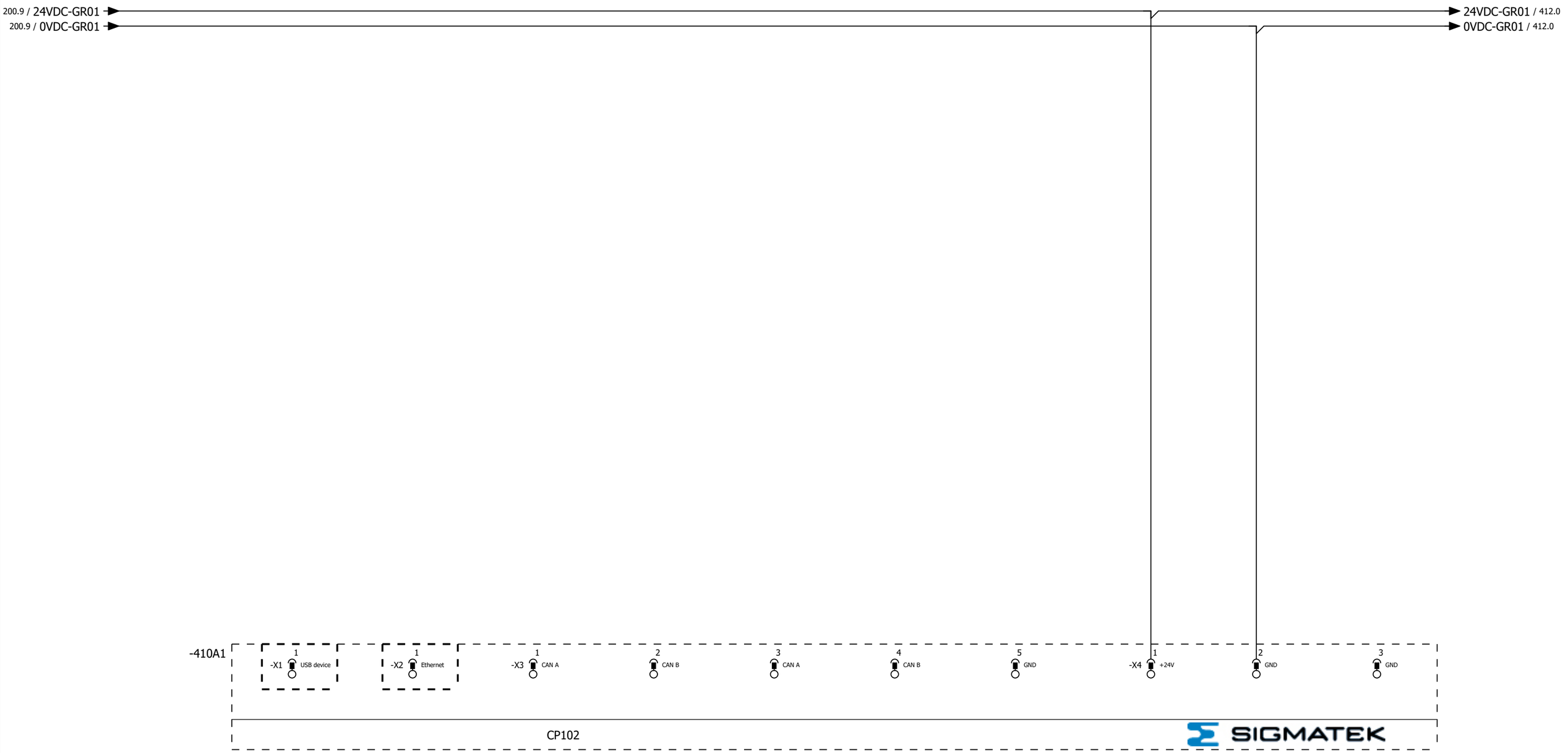

			Date	22-9-2025	Control box EM1-3 EX project Number xxxxx		Goudsmit Magnetic Systems	SPA-E-CB-X2-PLC-HW-PT1K0 ESBP310002_G	PLC CPU Power	=
			Ed.	p.hellings						+
			Appr.							Page 410
Modification	Date	Name	Original		Replacement of	Replaced by				Page 13 / 30

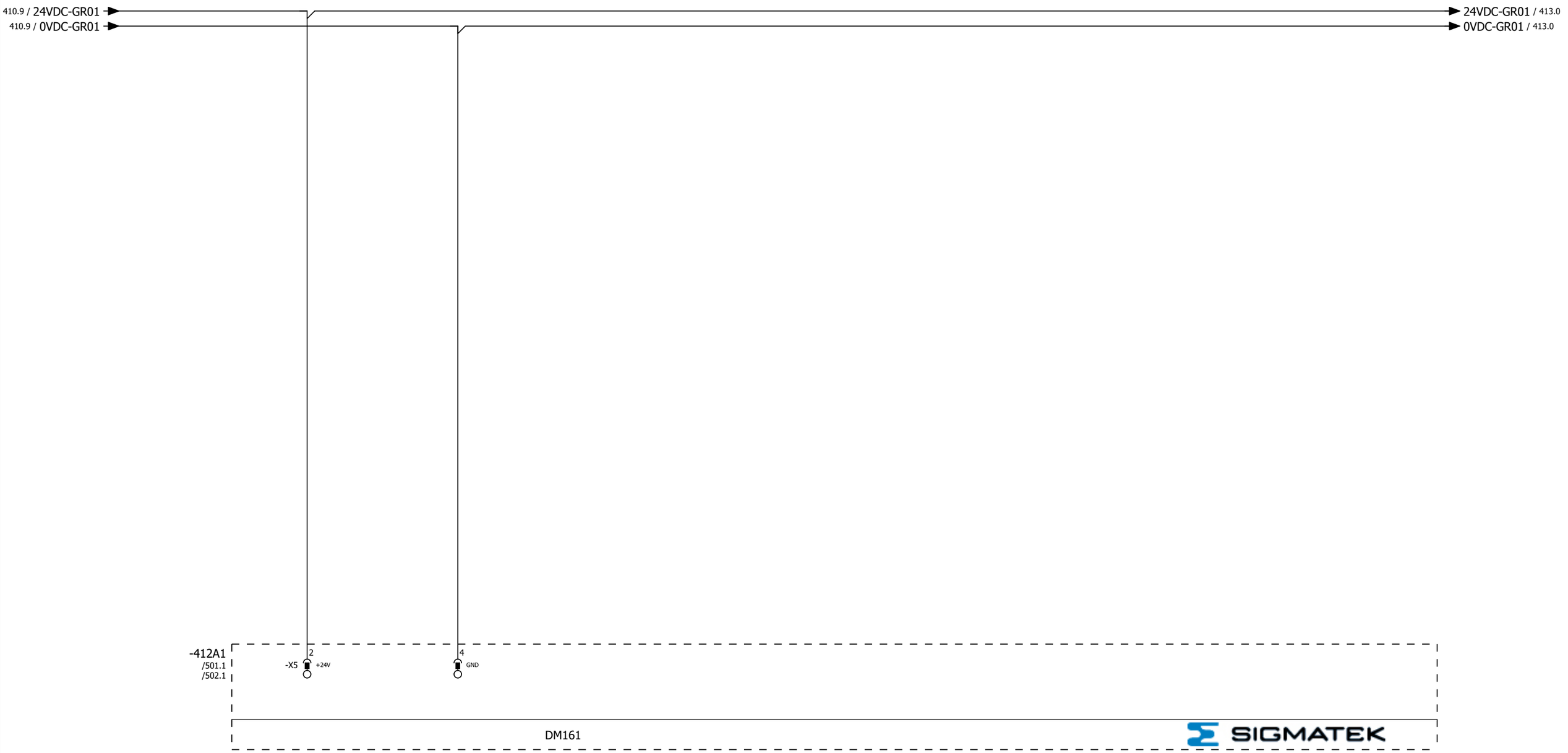

			Date	22-9-2025	Control box EM1-3 EX project Number xxxxx		Goudsmit Magnetic Systems GOUDSMIT MAGNETICS	SPA-E-CB-X2-PLC-HW-PT1K0 ESBP310002_G	PLC Digital Mix Power	=
			Ed.	p.hellings						+
			Appr.							Page 412
Modification	Date	Name	Original		Replacement of	Replaced by				Page 14 / 30

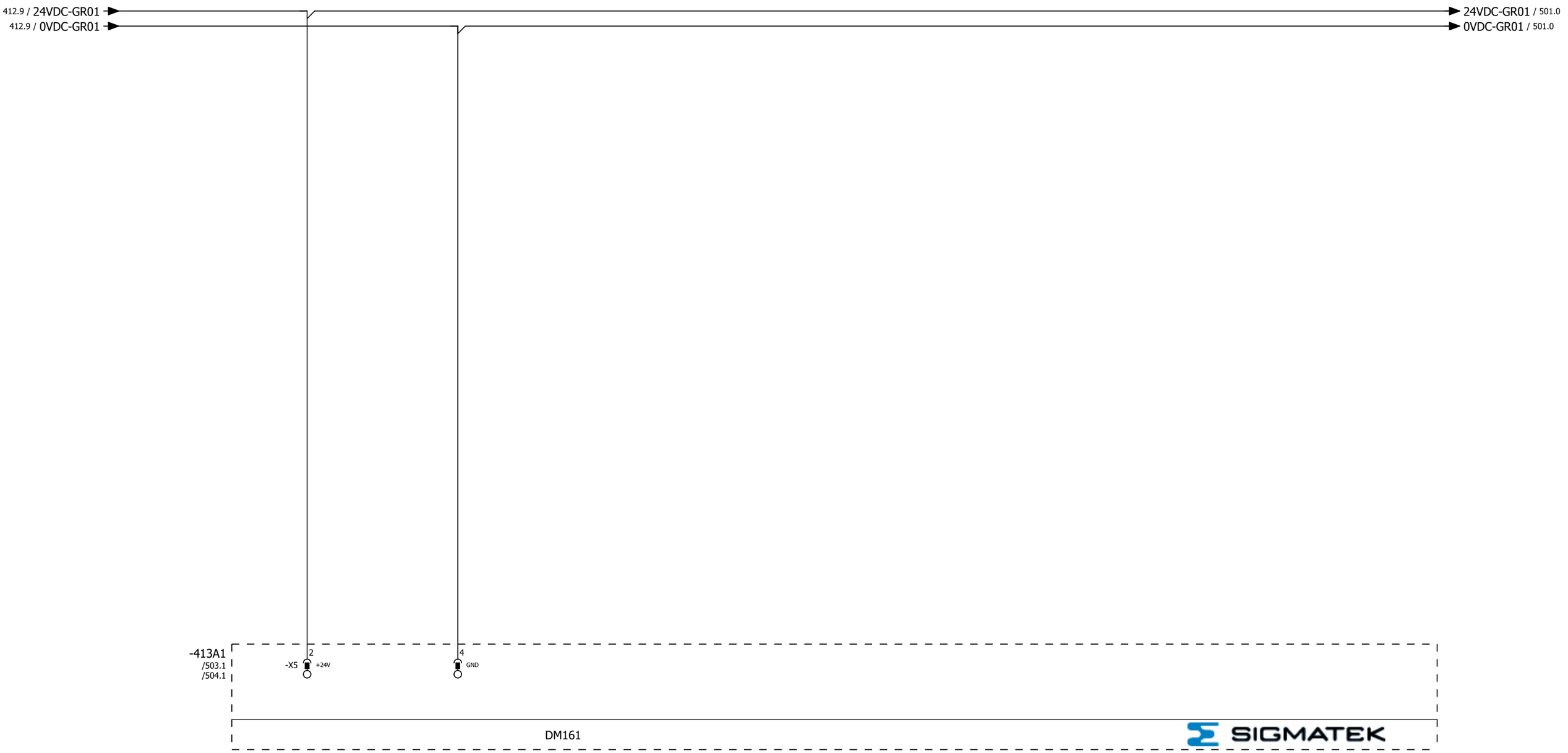

412

501

			Date	22-9-2025	Control box EM1-3 EX project Number xxxxx		Goudsmit Magnetic Systems	SPA-E-CB-X2-PLC-HW-PT1K0 ESBP310002_G	PLC Digital Mix Power	=
			Ed.	p.hellings						+
			Appr.							Page 413
Modification	Date	Name	Original		Replacement of	Replaced by				Page 15 / 30

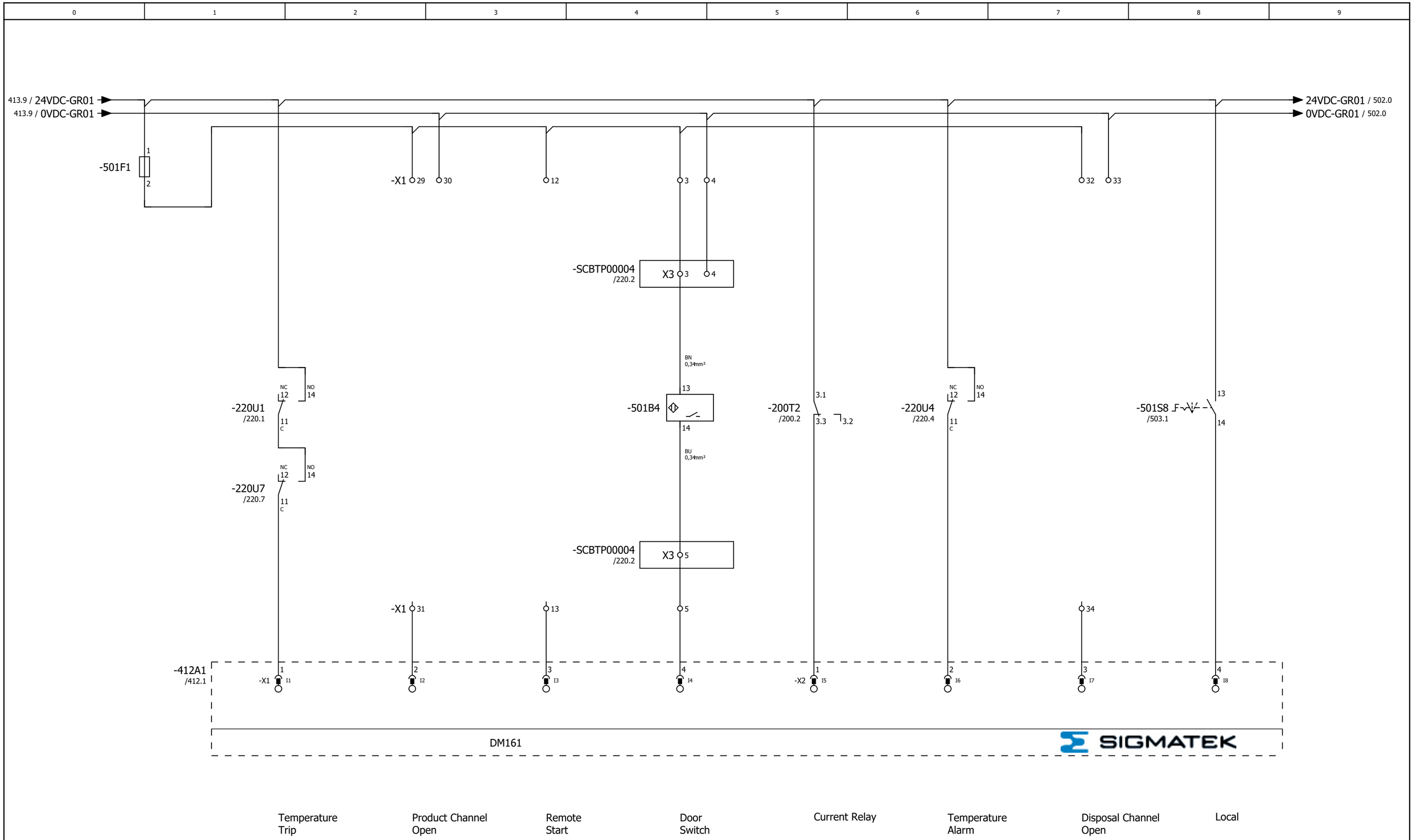

413

502

			Date	22-9-2025	Control box EM1-3 EX project Number xxxxx	Goudsmit Magnetic Systems GOUDSMIT MAGNETICS	SPA-E-CB-X2-PLC-HW-PT1K0 ESBP310002_G	PLC I/O Digital Inputs	=
			Ed.	p.hellings					+
			Appr.						Page 501
Modification	Date	Name	Original		Replacement of	Replaced by			Page 16 / 30

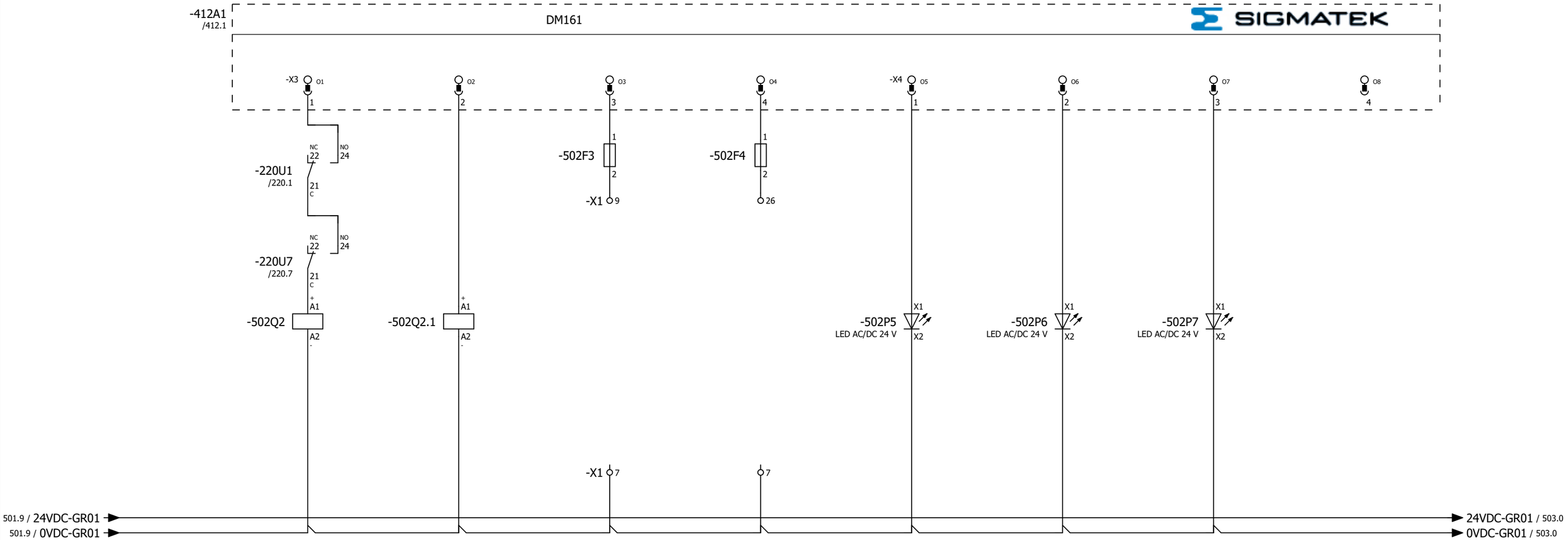

Magnet	Demagnetize	Valve Product Channel Open	Valve Disposal Channel Open	Magnet On	Magnet Off	Failure	Spare
1/L1 2/T1 /150.3 3/L2 4/T2 /150.3 5/L3 6/T3 /150.3 13 14 21 22	1/L1 2/T1 /150.4 3/L2 4/T2 /150.4 5/L3 6/T3 13 14						

501

503

			Date	22-9-2025	Control box EM1-3 EX project Number xxxxx	Goudsmit Magnetic Systems GOUDSMIT MAGNETICS	SPA-E-CB-X2-PLC-HW-PT1K0 ESBP310002_G	PLC I/O Digital Outputs	=
			Ed.	p.hellings					+
			Appr.						Page 502
Modification	Date	Name	Original		Replacement of	Replaced by			Page 17 / 30

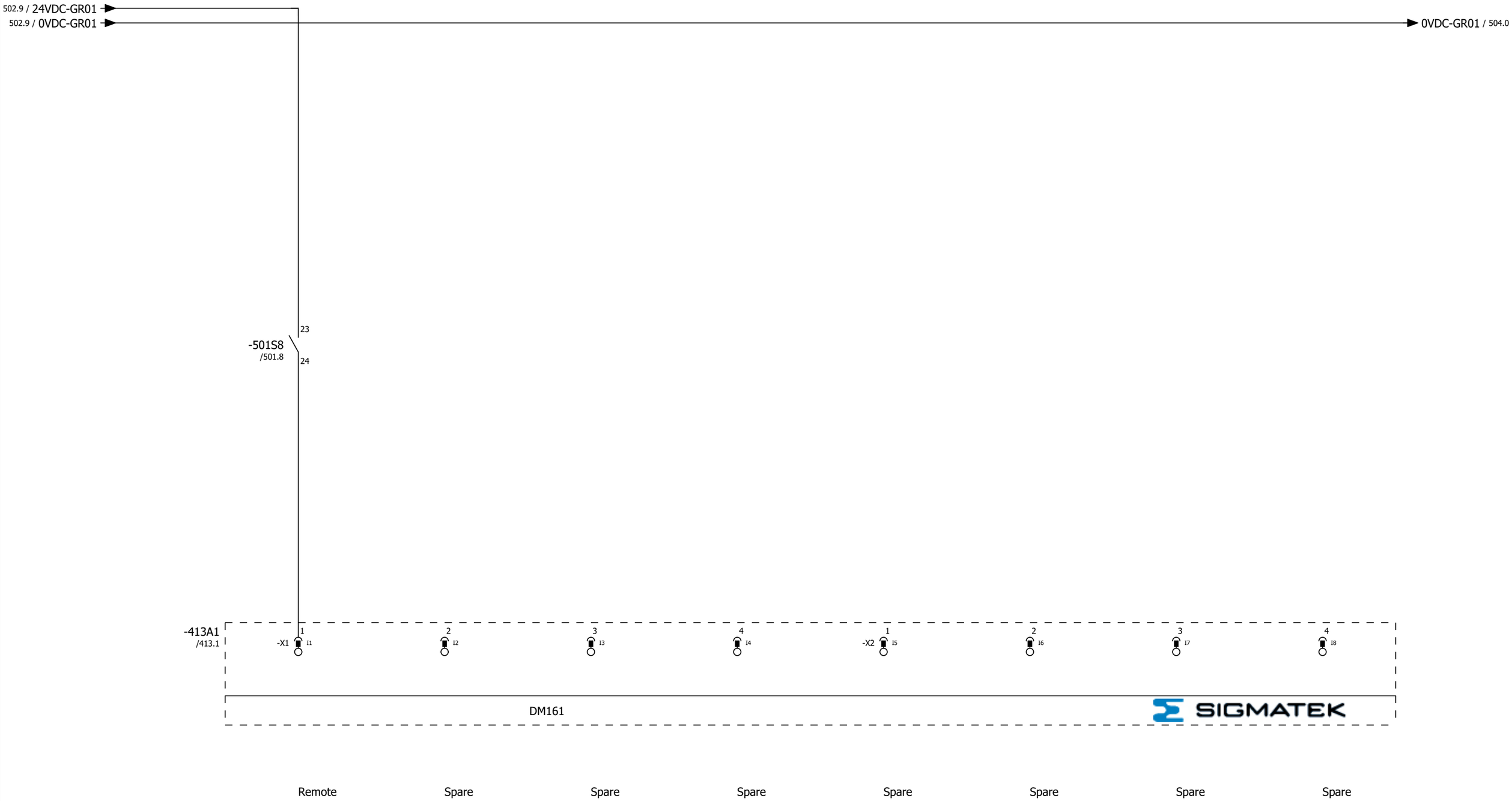

502

504

			Date	22-9-2025	Control box EM1-3 EX project Number xxxxx		Goudsmit Magnetic Systems	SPA-E-CB-X2-PLC-HW-PT1K0 ESBP310002_G	PLC I/O Digital Inputs	=
			Ed.	p.hellings						+
			Appr.							Page 503
Modification	Date	Name	Original		Replacement of	Replaced by				Page 18 / 30

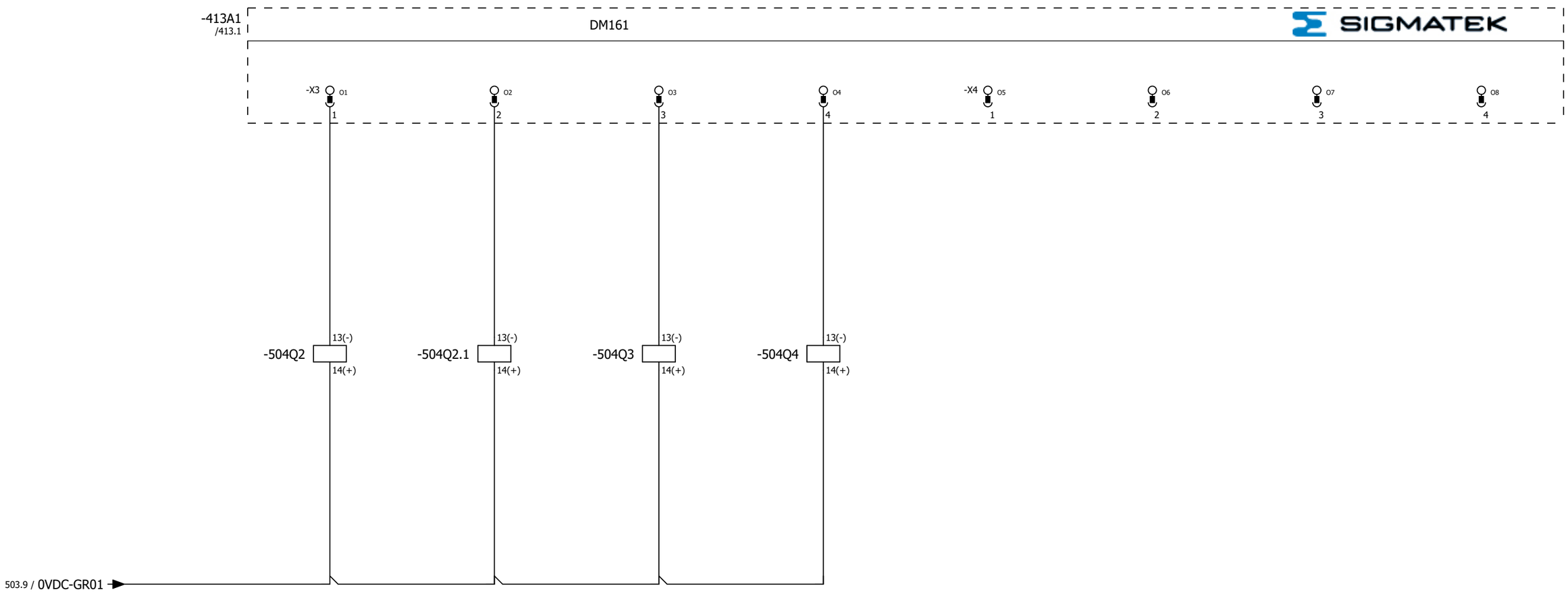

Product Channel Open [Product Feed Through]	Magnet On	Customizable Alarm Output 1	Customizable Alarm Output 2	Spare	Spare	Spare	Spare
5 1 9 /230.2 8 4 12	5 1 9 /230.4 8 4 12	5 1 9 /230.6 8 4 12	5 1 9 /230.8 8 4 12				

503 800

			Date	22-9-2025	Control box EM1-3 EX project Number xxxxx	Goudsmit Magnetic Systems	SPA-E-CB-X2-PLC-HW-PT1K0 ESBP310002_G	PLC I/O Digital Outputs	=
			Ed.	p.hellings		GOUDSMIT MAGNETICS			+
			Appr.						Page 504
Modification	Date	Name	Original		Replacement of	Replaced by			Page 19 / 30

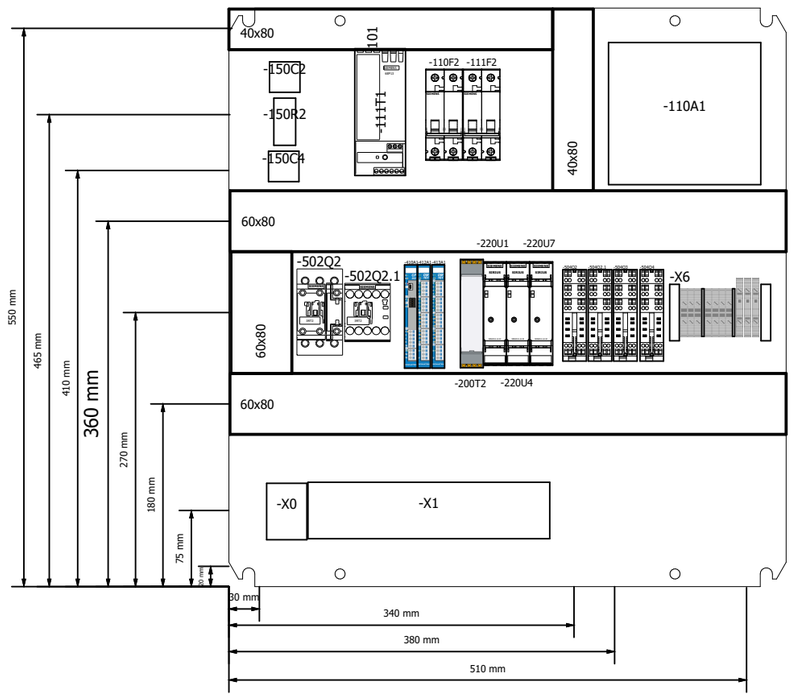

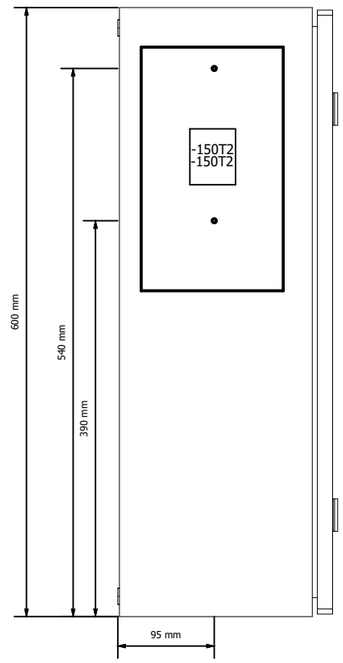

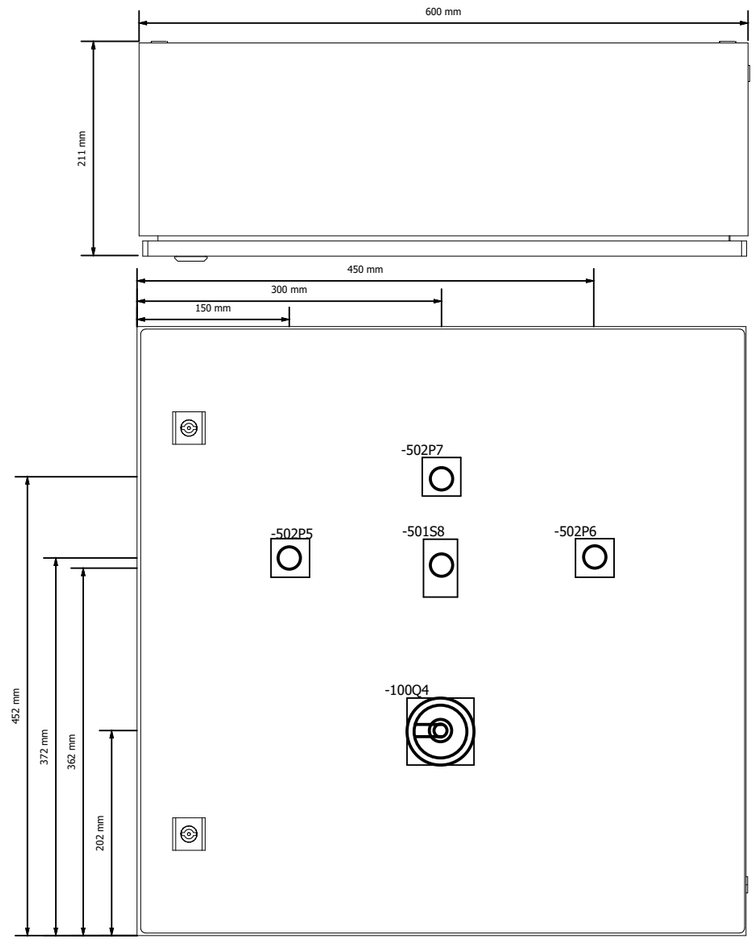



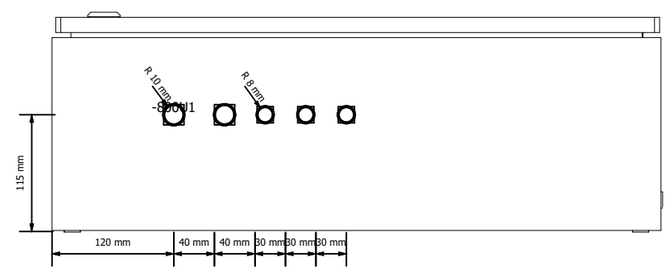

504

900

			Date	22-9-2025	Control box EM1-3 EX project Number xxxxx		Goudsmit Magnetic Systems GOUDSMIT MAGNETICS	SPA-E-CB-X2-PLC-HW-PT1K0 ESBP310002_G	Cabinet Layout	=
			Ed.	p.hellings						+
			Appr.							Page 800
Modification	Date	Name	Original		Replacement of	Replaced by				Page 20 / 30

Bill of material

Quantity	Description	Type number	Part Number	Supplier	Isah Number
1	VE1.0 1-PHASE TRANSFORMER	VE1.0	11191164	Jaspers Transformatoren	EIJA501K02
1	S-DIAS CPU Module	CP102	20-004-102	Sigmatek	E0027409
2	S-DIAS Digital Mixed Module	DM161	20-008-161	Sigmatek	E0027373
1	CAPACITOR	450V1.5uF	450V1.5uF	Unknown brand	EIMB81K500
1	Capacitor 6.0uF, 450V AC	MKA 450-6uF	MKA 450-6uF	Comar	EIMB86K301
1	CAPACITOR	450V6.3uF	450V6.3uF	Unknown brand	EIMB86K300
1	CIRCUIT BREAKER 10KA 1+N-POL D10	5SY4510-8	5SY4510-8	Siemens	EIHD042005
1	CIRCUIT BREAKER 6KA1+N-POL C4	5SY6504-7	5SY6504-7	Siemens	E0029964
3	Fuse modular terminal block	UT 4-HESI (5X20) GY	3074169	Phoenix Contact	EI0J020003
3	5X20mm Fuse 0,5A Slow Acting	MI5T25V0,5	F219747Q	Ferraz	EIHF610212
1	Green LED	07-3353-4120	07-3353-4120	Bartec	EIFB353000
1	Indicator Lens Green	05-0003-001400	05-0003-001400	Bartec	EIFB353001
1	Orange LED	07-3353-4130	07-3353-4130	Bartec	EIFB353004
1	Indicator Lens Yellow	05-0003-001400	05-0003-001500	Bartec	EIFB353005
1	Red LED	07-3353-4110	07-3353-4110	Bartec	EIFB353002
1	Indicator Lens Red	05-0003-001300	05-0003-001300	Bartec	EIFB353003
1	Switch Module 2NO	07-3323-1200	07-3323-1200	Bartec	E0095881
1	SELECTOR SWITCH, O-I, BLACK	05-0003-007001	05-0003-007001	Bartec	E0083970
1	CONTACTOR,AC3:7,5KW 1NO+1NC DC24V	3RT2025-1BB40	3RT2025-1BB40	Siemens	EIDB052001
1	CONTACTOR,AC3:4KW 1NO DC24V	3RT2016-1BB41	3RT2016-1BB41	Siemens	EIDB032001
4	Miniature Power Relay, mechanical indicators built-in, 2 poles	MY2IN-GS-R DC24	MY2IN-GS-R DC24	Omron	EIDF632008
4	Square Sockets	PYF08S	PYF08S	Omron	EIDK600004
1	Varistor	S14K60	S14K60	Epcos	EIKH176502
1	Switch Module 2NO	07-3323-4200	07-3323-4200	Bartec	E0083972
1	Position Selector switch 3 positions	05-0003-001000BS	05-0003-001000BS	Bartec	EICF800001
1	SITOP PSU100S	6EP1333-2BA20	6EP1333-2BA20	Siemens	EIPF240505
1	Bridge Rectifier	VBO30-16NO7	VBO30-16NO7	IXYS	EIKCDB3807
1	Heatsink250x140mm	Heatsink250x140mm	Heatsink250x140mm	TNR	E0093016
1	Current value transformer	ECM-UC-100A-UI-REL	1698172	Phoenix Contact	EITW049001

Bill of material

Quantity	Description	Type number	Part Number	Supplier	Isah Number
1	Cable tags for identifying field components	REBO TAG ID EC1510060012	1215.00829	Goudsmit	E0165910
3	THERMISTOR MOTOR PROT. 2CO REMOTE RESET	3RN2012-1BW30	3RN2012-1BW30	Siemens	EIDC037000
1	Ex enclosures	KE.9405600	9405600	Rittal	EI1F677400
2	Cable Gland, HSK-K, M 20 x 1,5, PA 6, black	1219200150	1219200150	Hummel	EIYR300002
3	Cable Gland, HSK-K-EX, M 16 x 1,5, 5-10 Active, black	1292161150	1292161150	Hummel	EIYR300003
7	End Clamb	CLIPFIX 35	3022218	Phoenix Contact	EI0M100002
4	End cover	D-UT 2,5/10	3047028	Phoenix Contact	EI0M040000
38	Feed-through terminal block	UT 4	3044102	Phoenix Contact	EI0J020002
1	Ground modular terminal block	UT 4-PE	3044128	Phoenix Contact	EI0J320000
2	Feed-through terminal block	UT 16	3044199	Phoenix Contact	EI0J050005
1	End cover	D-UT 16	3047206	Phoenix Contact	EI0M050005
1	Ground modular terminal block	UT 16-PE	3044212	Phoenix Contact	EI0J350002
2	Plug-in bridge	FBS 2-6	3030336	Phoenix Contact	EI0M320003

Components list

Device tag	Quantity	Description	Type number	Part number	Supplier	Isah number	Page/Path
-X1	2	End Clamb	CLIPFIX 35	3022218	Phoenix Contact	EI0M100002	/501.7;/800.1
-100Q4	1	Switch Module 2NO	07-3323-1200	07-3323-1200	Bartec	E0095881	/100.2
-100Q4	1	SELECTOR SWITCH, O-I, BLACK	05-0003-007001	05-0003-007001	Bartec	E0083970	/100.2
-X0	2	End Clamb	CLIPFIX 35	3022218	Phoenix Contact	EI0M100002	/100.2
-X0	1	End cover	D-UT 2,5/10	3047028	Phoenix Contact	EI0M040000	/100.2
-X0	2	Feed-through terminal block	UT 4	3044102	Phoenix Contact	EI0J020002	/100.2
-X0	1	Ground modular terminal block	UT 4-PE	3044128	Phoenix Contact	EI0J320000	/100.2
-110A1	1	VE1.0 1-PHASE TRANSFORMER	VE1.0	11191164	Jaspers Transformatoren	EIJA501K02	/110.1
-110F2	1	CIRCUIT BREAKER 10KA 1+N-POL D10	5SY4510-8	5SY4510-8	Siemens	EIHD042005	/110.2
-X6	3	End Clamb	CLIPFIX 35	3022218	Phoenix Contact	EI0M100002	/110.1;/110.2;/800.3
-X6	7	Feed-through terminal block	UT 4	3044102	Phoenix Contact	EI0J020002	/110.1.../110.3
-X6	2	End cover	D-UT 2,5/10	3047028	Phoenix Contact	EI0M040000	/110.2;/110.3
-X6	2	Plug-in bridge	FBS 2-6	3030336	Phoenix Contact	EI0M320003	/110.2
-111F2	1	CIRCUIT BREAKER 6KA1+N-POL C4	5SY6504-7	5SY6504-7	Siemens	E0029964	/111.2
-111T1	1	SITOP PSU100S	6EP1333-2BA20	6EP1333-2BA20	Siemens	EIPF240505	/111.1
-150C2	1	CAPACITOR	450V1.5uF	450V1.5uF	Unknown brand	EIMB81K500	/150.2
-150C4	1	Capacitor 6.0uF, 450V AC	MKA 450-6uF	MKA 450-6uF	Comar	EIMB86K301	/150.4
-150R2	1	Varistor	S14K60	S14K60	Epcos	EIKH176502	/150.2
-150T2	1	Bridge Rectifier	VBO30-16NO7	VBO30-16NO7	IXYS	EIKCDB3807	/150.2
-150T2	1	Heatsink250x140mm	Heatsink250x140mm	Heatsink250x140mm	TNR	E0093016	/150.2
-150U0	1	Cable tags for identifying field components	REBO TAG ID EC1510060012	1215.00829	Goudsmit	E0165910	/150.0
-X1	2	Feed-through terminal block	UT 16	3044199	Phoenix Contact	EI0J050005	/150.4
-X1	1	End cover	D-UT 16	3047206	Phoenix Contact	EI0M050005	/150.4
-X1	1	Ground modular terminal block	UT 16-PE	3044212	Phoenix Contact	EI0J350002	/150.5
-200T2	1	Current value transformer	ECM-UC-100A-UI-REL	1698172	Phoenix Contact	EITW049001	/200.2
-220U1	1	THERMISTOR MOTOR PROT. 2CO REMOTE RESET	3RN2012-1BW30	3RN2012-1BW30	Siemens	EIDC037000	/220.1
-220U4	1	THERMISTOR MOTOR PROT. 2CO REMOTE RESET	3RN2012-1BW30	3RN2012-1BW30	Siemens	EIDC037000	/220.4
-220U7	1	THERMISTOR MOTOR PROT. 2CO REMOTE RESET	3RN2012-1BW30	3RN2012-1BW30	Siemens	EIDC037000	/220.7
-X1	29	Feed-through terminal block	UT 4	3044102	Phoenix Contact	EI0J020002	/220.1;/220.2;/220.4;/220.5;/220.7;/220.8;/230.2/
-410A1	1	S-DIAS CPU Module	CP102	20-004-102	Sigmatek	E0027409	/410.1
-412A1	1	S-DIAS Digital Mixed Module	DM161	20-008-161	Sigmatek	E0027373	/412.1
-413A1	1	S-DIAS Digital Mixed Module	DM161	20-008-161	Sigmatek	E0027373	/413.1
-501F1	1	Fuse modular terminal block	UT 4-HESI (5X20) GY	3074169	Phoenix Contact	EI0J020003	/501.1
-501F1	1	5X20mm Fuse 0,5A Slow Acting	MI5T25V0,5	F219747Q	Ferraz	EIHF610212	/501.1
-501S8	1	Switch Module 2NO	07-3323-4200	07-3323-4200	Bartec	E0083972	/501.8
-501S8	1	Position Selector switch 3 positions	05-0003-001000BS	05-0003-001000BS	Bartec	EICF800001	/501.8
-X1	1	End cover	D-UT 2,5/10	3047028	Phoenix Contact	EI0M040000	/501.7
-502F3	1	Fuse modular terminal block	UT 4-HESI (5X20) GY	3074169	Phoenix Contact	EI0J020003	/502.3
-502F3	1	5X20mm Fuse 0,5A Slow Acting	MI5T25V0,5	F219747Q	Ferraz	EIHF610212	/502.3
-502F4	1	Fuse modular terminal block	UT 4-HESI (5X20) GY	3074169	Phoenix Contact	EI0J020003	/502.4
-502F4	1	5X20mm Fuse 0,5A Slow Acting	MI5T25V0,5	F219747Q	Ferraz	EIHF610212	/502.4
-502P5	1	Green LED	07-3353-4120	07-3353-4120	Bartec	EIFB353000	/502.5
-502P5	1	Indicator Lens Green	05-0003-001400	05-0003-001400	Bartec	EIFB353001	/502.5
-502P6	1	Orange LED	07-3353-4130	07-3353-4130	Bartec	EIFB353004	/502.6
-502P6	1	Indicator Lens Yellow	05-0003-001400	05-0003-001500	Bartec	EIFB353005	/502.6
-502P7	1	Red LED	07-3353-4110	07-3353-4110	Bartec	EIFB353002	/502.7
-502P7	1	Indicator Lens Red	05-0003-001300	05-0003-001300	Bartec	EIFB353003	/502.7
-502Q2	1	CONTACTOR,AC3:7,5KW 1NO+1NC DC24V	3RT2025-1BB40	3RT2025-1BB40	Siemens	EIDB052001	/502.1
-502Q2.1	1	CONTACTOR,AC3:4KW 1NO DC24V	3RT2016-1BB41	3RT2016-1BB41	Siemens	EIDB032001	/502.2
-504Q2	1	Miniature Power Relay, mechanical indicators built-in, 2 poles	MY2IN-GS-R DC24	MY2IN-GS-R DC24	Omron	EIDF632008	/504.1
-504Q2	1	Square Sockets	PYF08S	PYF08S	Omron	EIDK600004	/504.1
-504Q2.1	1	Miniature Power Relay, mechanical indicators built-in, 2 poles	MY2IN-GS-R DC24	MY2IN-GS-R DC24	Omron	EIDF632008	/504.2
-504Q2.1	1	Square Sockets	PYF08S	PYF08S	Omron	EIDK600004	/504.2
-504Q3	1	Miniature Power Relay, mechanical indicators built-in, 2 poles	MY2IN-GS-R DC24	MY2IN-GS-R DC24	Omron	EIDF632008	/504.3
-504Q3	1	Square Sockets	PYF08S	PYF08S	Omron	EIDK600004	/504.3
-504Q4	1	Miniature Power Relay, mechanical indicators built-in, 2 poles	MY2IN-GS-R DC24	MY2IN-GS-R DC24	Omron	EIDF632008	/504.4

0 1 2 3 4 5 6 7 8 9

Components list

Device tag	Quantity	Description	Type number	Part number	Supplier	Isah number	Page/Path
-504Q4	1	Square Sockets	PYF08S	PYF08S	Omron	EIDK600004	/504.4
-150C4	1	CAPACITOR	450V6.3uF	450V6.3uF	Unknown brand	EIMB86K300	/800.1
-800U1	1	Ex enclosures	KE.9405600	9405600	Rittal	EI1F677400	/800.1
-800U1	2	Cable Gland, HSK-K, M 20 x 1,5, PA 6, black	1219200150	1219200150	Hummel	EIYR300002	/800.6
-800U1	3	Cable Gland, HSK-K-EX, M 16 x 1,5, 5-10 Active, black	1292161150	1292161150	Hummel	EIYR300003	/800.6

Terminal line-up diagram

Goudsmit_2025_03

Part number					
Mounting rail			Strip label	End angle rear	End plate

Terminal					
Part number	Type number	Cross-section	Terminal label	Jumper	Cover

-SCBTP00004-X3

'	1	
'	2	
'	3	
'	4	
'	5	
'	20	
'	21	
'	22	
'	23	
'	A	
'	B	
'	PE	

921

941

			Date	22-9-2025	Control box EM1-3 EX project Number xxxxx	Goudsmit Magnetic Systems	SPA-E-CB-X2-PLC-HW-PT1K0 ESBP310002_G	Terminal Plan	=
			Ed.	p.hellings		GOUDSMIT MAGNETICS			+
			Appr.						Page 940
Modification	Date	Name	Original		Replacement of	Replaced by			Page 25 / 30

Terminal line-up diagram

Goudsmit_2025_03

Part number					
Mounting rail			Strip label	End angle rear	End plate
				PXC.3022218	PXC.3047028

Terminal					
Part number	Type number	Cross-section	Terminal label	Jumper	Cover
PXC.3022218	CLIPFIX 35				
PXC.3047028	D-UT 2,5/10				
PXC.3044102	UT 4	6			
PXC.3044102	UT 4	6			
PXC.3044128	UT 4-PE	6			
PXC.3022218	CLIPFIX 35				



940

942

			Date	22-9-2025	Control box EM1-3 EX project Number xxxxx		Goudsmit Magnetic Systems	SPA-E-CB-X2-PLC-HW-PT1K0 ESBP310002_G	Terminal Plan	=
			Ed.	p.hellings						+
			Appr.							Page 941
Modification	Date	Name	Original		Replacement of	Replaced by				Page 26 / 30

Terminal line-up diagram

Goudsmit_2025_03

Part number					
Mounting rail			Strip label	End angle rear	End plate
				PXC.3022218	

Terminal					
Part number	Type number	Cross-section	Terminal label	Jumper	Cover
PXC.3022218	CLIPFIX 35				
PXC.3044199	UT 16	25			
PXC.3044199	UT 16	25			
PXC.3047206	D-UT 16				
PXC.3044212	UT 16-PE	25			
PXC.3044102	UT 4	6			
PXC.3044102	UT 4	6			
PXC.3044102	UT 4	6			
PXC.3044102	UT 4	6			
PXC.3044102	UT 4	6			
PXC.3044102	UT 4	6			
PXC.3044102	UT 4	6			
PXC.3044102	UT 4	6			
PXC.3044102	UT 4	6			
PXC.3044102	UT 4	6			
PXC.3044102	UT 4	6			
PXC.3044102	UT 4	6			
PXC.3044102	UT 4	6			
PXC.3044102	UT 4	6			
PXC.3044102	UT 4	6			
PXC.3044102	UT 4	6			
PXC.3044102	UT 4	6			
PXC.3044102	UT 4	6			
PXC.3044102	UT 4	6			
PXC.3044102	UT 4	6			

-X1

'	A	
'	B	
'	PE	
'	1	
'	2	
'	3	
'	4	
'	5	
'	7	
'	9	
'	12	
'	13	
'	14	
'	15	
'	16	
'	17	
'	18	
'	19	
'	20	
'	21	
'	22	
'	23	
'	26	

Terminal line-up diagram

Goudsmit_2025_03

Part number					
Mounting rail			Strip label	End angle rear	End plate
				PXC.3022218	

Terminal					
Part number	Type number	Cross-section	Terminal label	Jumper	Cover
PXC.3044102	UT 4	6			
PXC.3044102	UT 4	6			
PXC.3044102	UT 4	6			
PXC.3044102	UT 4	6			
PXC.3044102	UT 4	6			
PXC.3044102	UT 4	6			
PXC.3044102	UT 4	6			
PXC.3044102	UT 4	6			
PXC.3044102	UT 4	6			
PXC.3047028	D-UT 2,5/10				
PXC.3022218	CLIPFIX 35				

-X1

'	7	
'	27	
'	28	
'	29	
'	30	
'	31	
'	32	
'	33	
'	34	

Terminal line-up diagram

Goudsmit_2025_03

Part number					
Mounting rail			Strip label	End angle rear	End plate
				PXC.3022218	

Terminal					
Part number	Type number	Cross-section	Terminal label	Jumper	Cover
PXC.3022218	CLIPFIX 35				
PXC.3044102	UT 4	6			
PXC.3044102	UT 4	6			
PXC.3044102	UT 4	6			
PXC.3047028	D-UT 2,5/10				
PXC.3044102	UT 4	6			
PXC.3044102	UT 4	6		PXC.3030336	
PXC.3044102	UT 4	6		PXC.3030336	
PXC.3044102	UT 4	6			
PXC.3047028	D-UT 2,5/10				
PXC.3022218	CLIPFIX 35				

-X6

'	1	
'	2	
'	3	
'	4	
'	5	
'	6	
'	7	

942.a

990

			Date	22-9-2025	Control box EM1-3 EX project Number xxxxx	Goudsmit Magnetic Systems	SPA-E-CB-X2-PLC-HW-PT1K0 ESBP310002_G	Terminal Plan	=
			Ed.	p.hellings					+
			Appr.						Page 943
Modification	Date	Name	Original		Replacement of	Replaced by			Page 29 / 30

Textplates

RESOPALS

MAINSWITCH	MAGNET ON
FAILURE	MAGNET OFF
LOCAL-OFF-REMOTE	-
-	-
-	-

TEXTPLATE

GOUDSMIT MAGNETICS

www.goudsmitmagnets.com

CONTROL BOX	**ESBP310002_G**
VOLTAGE:	110-230-400 VAC
CURRENT:	16 A
POWER:	1.0 kW

Goudsmit Magnetics, Petunialaan 19, 5582 HA, Waalre, The Netherlands

UK authorised prepresentative:

Goudsmit UK Ltd, 1st Floor, Riverview, The Green, Tullynacross Rd, Lisburn, BT27 5SR, United Kingdom

BARTEC TEXTPLATE

0344

BARTEC

BARTEC-X-XXXXXXX

BOELEWERF 25
NL 2987VD RIDDERKERK

II 2D Ex tb IIIC T130°C Db

DEKRA 13 ATEX 0209

Ex tb IIIC T130°C Db

IECEx DEK 13.0075

Ref. nr : NL XXXXXXXX-XX-XX

110-230-400 V/50 Hz /1.0 kW

4mm²

Ta 0°C... +40°C

IP66

2025

RESOPAL PROPERTIES	
Resopal dimension	45x15mm
Resopal color	White
Text color	Black

CABLE TAGS

-

943

			Date	22-9-2025	Control box EM1-3 EX project Number xxxxx		Goudsmit Magnetic Systems GOUDSMIT MAGNETICS	SPA-E-CB-X2-PLC-HW-PT1K0 ESBP310002_G	Textplates	=
			Ed.	p.hellings						+
			Appr.							Page 990
Modification	Date	Name	Original		Replacement of	Replaced by				Page 30 / 30