GOUDSMIT MAGNETIC SYSTEMS

CONTROLBOX ELEK.BLOCKMAGNET EP7

Projekt: ESBB904001

Datum : 8-3-2007

GOUDSMIT MAGNETIC SYSTEMS	DATE : 8-3-2007	DRAWN BY : PAJ		MANUFACTURER:	CUSTOMER :		DRAWING.NR.: ESBB904001	GROUP : 01 / 2
	MOD. : 28-08-09	B	PAJ	TNR	PROJECT : CONTROLBOX ELEK.BLOCKMAGNET EP7		ORD.NR. : OR:91884	PAGE : 1
	MOD. :			PROJ.NR.: 90870124	SUBJECT : Titel		CHECK :	TOTAL PAGES : 8

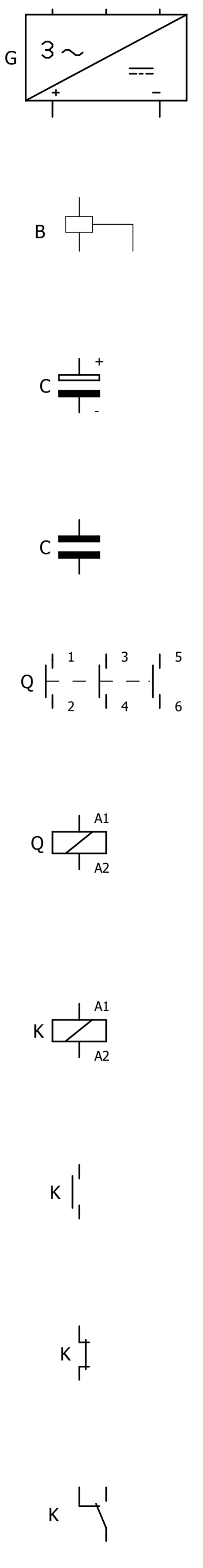

- DC power supply
- Proximity switch
- Electrolitic capacitor
- Capacitor
- Contactor contacts
- Contactor
- Auxiliary relay
- Relay/contactor contact normally open (NO)
- Relay/contactor contact normally closed (NC)
- NO/NC contact

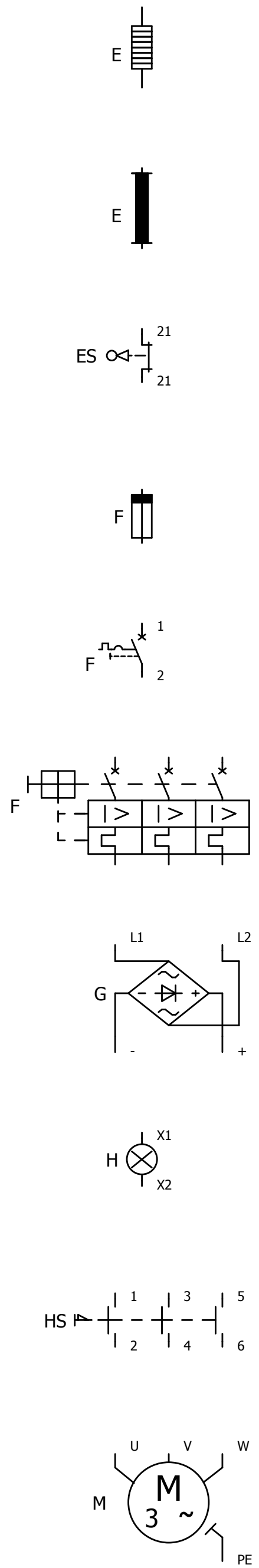

- Heater
- Fluorescent tube
- Limit switch
- Fuse
- Circuit breaker
- Motor protection switch
- Rectifier bridge
- Signal light
- Main power switch
- Motor

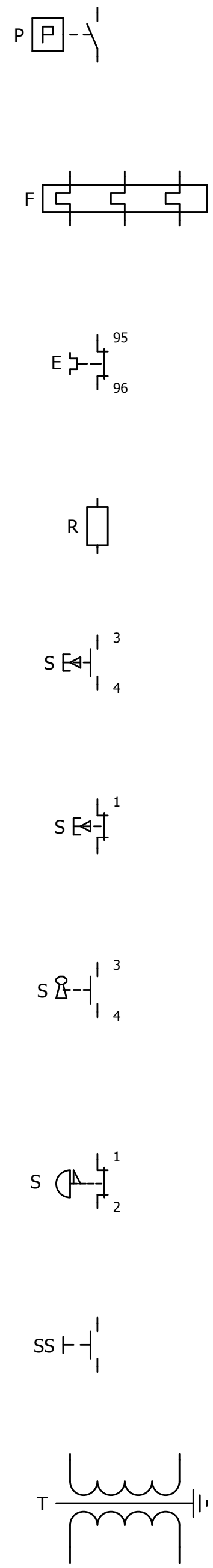

- Pressure switch
- Thermal protection relay
- Thermal contact
- Resistance
- Push button normally open (NO)
- Push button normally closed (NC)
- Key-switch normally open (NO)
- Emergency stop normally closed (NC)
- Service switch
- Transformer

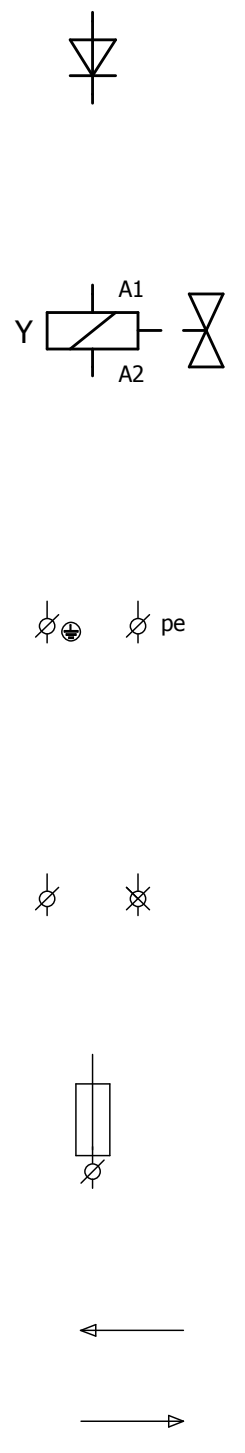

- Diode
- Valve
- Protection earth
- Terminalclamp in control box/ connection box
- Fuse clamp
- Page reference

Wiring:

Main circuit	Phase Black Neutral LightBlue
Control circuit	230 V Phase Red 230 V Neutral Red 24 V Phase Grey 24 V Neutral Grey 24 V DC + Blue 24 V DC - Blue 12 V DC + White 12 V DC - White
Potential free Measure signals	Orange Purple

1

GOUDSMIT MAGNETIC SYSTEMS	DATE : 8-3-2007	DRAWN BY : PAJ	MANUFACTURER:	CUSTOMER :	DRAWING.NR.: ESBB904001
	MOD. : 28-08-09	B PAJ	TNR	PROJECT : CONTROLBOX ELEK.BLOCKMAGNET EP7	ORD.NR. : OR:91884
	MOD. :		PROJ.NR.: 90870124	SUBJECT : Symbol Explanation	CHECK :

Revision Overview

Revision number	Change pages / Remarks	Engineer	Latest revision date
B	AS-BUILT	PAJ	28-08-2009

Page-overview

Group	Page	Explanation	Engineer	Mod.	Latest revision date
01	1	Titel	PAJ	B	28-08-09
01	2	Symbol Explanation	PAJ	B	28-08-09
01	2a	Revision page	PAJ	B	28-08-09
01	3	Inhoudsopgave	PAJ	B	28-08-09
01	4	Main Circuit	PAJ	B	28-08-09
01	5	Controlbox	PAJ	B	28-08-09
01	6	=01-X1	PAJ	B	28-08-09
01	7	Materiallist	PAJ	B	28-08-09

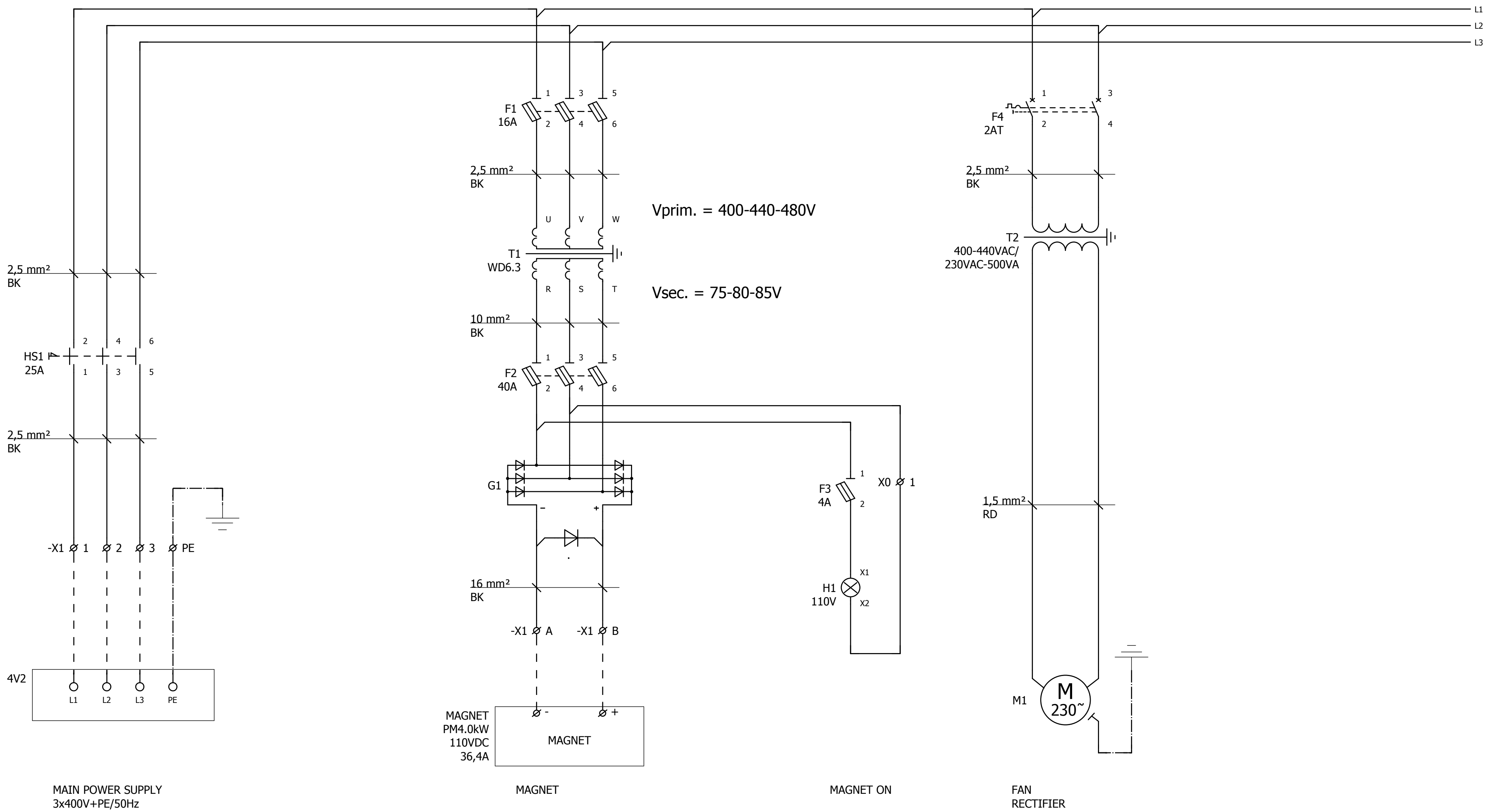

3

GOUDSMIT MAGNETIC SYSTEMS	DATE : 8-3-2007	DRAWN BY : PAJ	MANUFACTURER:	CUSTOMER :	DRAWING.NR.: ESBB904001	GROUP : 01
	MOD. : 28-08-09	B PAJ	TNR	PROJECT : CONTROLBOX ELEK.BLOCKMAGNET EP7	ORD.NR. : OR:91884	PAGE : 4
	MOD. :		PROJ.NR.: 90870124	SUBJECT : Main Circuit	CHECK :	TOTAL PAGES : 8

5

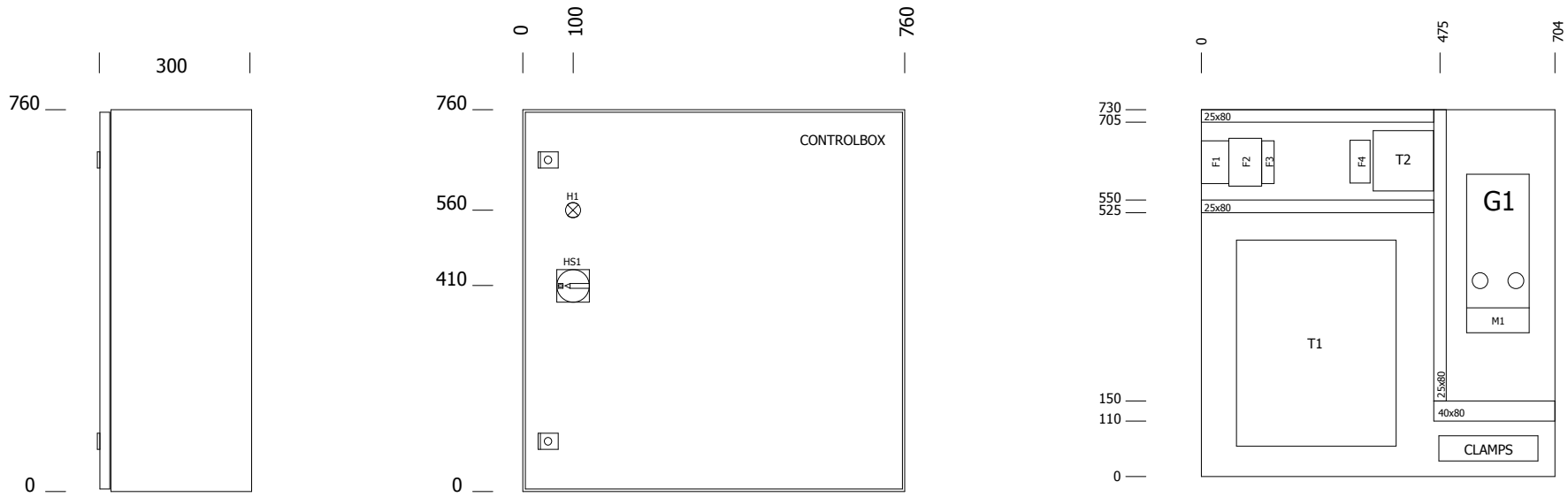

KASTTYPE :
AE1073.500

4

GOUDSMIT MAGNETIC SYSTEMS	DATE : 8-3-2007	DRAWN BY : PAJ	MANUFACTURER:	CUSTOMER :		DRAWING.NR.: ESBB904001	GROUP : 01 / 6
	MOD. : 28-08-09	B / PAJ	TNR	PROJECT :	CONTROLBOX ELEK.BLOCKMAGNET EP7	ORD.NR. : OR:91884	PAGE : 5
	MOD. :		PROJ.NR.: 90870124	SUBJECT :	Controlbox	CHECK :	TOTAL PAGES : 8

Terminal diagram

	Page/path	/4.2	/4.2	/4.2	/4.3	/4.7	/4.8
	16mm² BK					X	X
	2.5mm² BK	X	X	X			
Cable designation	Cable type						
Terminal strip designation =01-X1	Connection	1	3	5		-	-
	Destination	-HS1	-HS1	-HS1		-G1	-G1
	Terminalname				PE		
	Jumper						
	Terminal-number	1	2	3	PE	A	B
	Connection	L1	L2	L3	PE	-	+
	Destination	-4V2	-4V2	-4V2	-4V2	-MAGNET	-MAGNET
Cable designation	Cable type						
=01-W4V2	goudsmit 4x2.5mm²	1	2	3	PE		
=01-W1	goudsmit 3x					2	1
	Function	MAIN POWER SUPPLY 3x400V+PE/50Hz	=	=	=	MAGNET	=

5 | GROUP : 01 | 7

GOUDSMIT MAGNETIC SYSTEMS	DATE : 8-3-2007	DRAWN BY : PAJ	MANUFACTURER:	CUSTOMER :	DRAWING.NR.: ESBB904001
	MOD. : 28-08-09	B PAJ	TNR	PROJECT : CONTROLBOX ELEK.BLOCKMAGNET EP7	ORD.NR. : OR:91884	PAGE : 6
	MOD. :		PROJ.NR.: 90870124	SUBJECT : =01-X1	CHECK :	TOTAL PAGES : 8

MATERIALLIST

PART NUMBER	TOT.	TYPE	DISCRIPTION	MANUFACTOR	ORDERING CODE	PAGE/PATH
=01-HS1	1	P1-25-EA/SVB	Mainswitch 3P 25 A	Moeller	P1-25-EA/SVB	=01/4. 2
=01-F1	1	GK1-DF	Fuse Holder max 32A 3pole	Telemecanique	GK1-DF	=01/4. 7
=01-F1	3	DF2-CA16	Fuse 16AT 10x38mm	Telemecanique	DF2-CA16	=01/4. 7
=01-T1	1	WD6,3	Transformer 3*400-440-480/3*75-80-85Vac	Jaspers	WD6,3	=01/4. 7
=01-F2	1	GK1-EF	Fuse Holder max 50A 3pole	Telemecanique	GK1-EF	=01/4. 7
=01-F2	3	DF2-EA40	Fuse 40AT 14x51mm	Telemecanique	DF2-EA40	=01/4. 7
=01-G1	1	B6U 500/670-120 FCT	Rectifier	Semikron	B6U 500/670-120 FCT	=01/4. 7
=01-F3	1	DF10 1	Fuse Holder max 32A 1pole	Telemecanique	DF10 1	=01/4. 11
=01-F3	1	DF2-CA04	Fuse 4AT 10x38mm	Telemecanique	DF2-CA04	=01/4. 11
=01-H1	1	ZB4-BV013	Pilot light white	Telemecanique	ZB4-BV013	=01/4. 11
=01-H1	1	ZB4-BVBG1	Lamp Element white	Telemecanique	ZB4-BVBG1	=01/4. 11
=01-F4	1	24264	Circuit breaker 2P 2AT	Merlin Gerin	24264	=01/4. 13
=01-T2	1	VE05 400-440/230VAC	Transformer 400-440VAC/230VAC 500VA	Jaspers	VE05 400-440/230VAC	=01/4. 13
=01-CONTROLBOX	1	AE 1073.500	Controlbox 760 x 760 x 300mm	Rittal	AE 1073.500	=01/5. 218